


Karta produktu

Data sheet / Produktkarte




























































Klosze

Covers / Abdeckungen

Klosze (PVC/PMMA/PC) Covers / Abdeckungen

Wymiary [mm] Dimensions / Abmessungen: 1000 mm, 2020 mm, 3000 mm

	Transparent PVC	Frozen PVC	Milky PVC	Transparent PMMA	Frozen PMMA	Milky PMMA	PMMA Frosted	PMMA Milky Frosted	Transparent PC	Frozen PC	Milky PC	Prismatic PC
BASIC												
HIGH												
WIDE												
SLIM												
DOUBLE												
TERRA												
SLIM LENS 15												
BASIC LENS 15												
BASIC LENS 30												
SUPERWIDE												
PLEXI TIANO PLEXI SUPERWIDE												

TRANSPARENCY*												
Type of covers	Operating temperature of material	BASIC	HIGH	WIDE	SLIM	DOUBLE	TERRA	SLIM LENS 15	BASIC LENS 15	BASIC LENS 30	SUPERWIDE	PLEXI TIANO PLEXI SUPERWIDE
fits Furniture Profiles		A / B / C / D / G / H / Y / Z	A / D		X / MICO			X / MICO	A / B / C / D / G / H / Y / Z			
fits Architectural Profiles		COSMO / RETO / TIANO / FLARO		SOLIS / INSO / ILEDO		SILEDA / inSILEDA DILEDA / inDILEDA UNICO / DOPIO TALIA / inTALIA / ZATI SUBLI / LOGI / CONVA TOPO / PERO / VEDA	TERRA / SCALA		COSMO / RETO	COSMO / RETO	LARGO / inLARGO / SORGA	TIANO LARGO / inLARGO SORGA
Transparent PVC		88%	82%	85%	84%							
Frozen PVC	-20°C +65°C	66%	65%	55%	63%							
Milky PVC		44%	42%	28%	38%		18%					40%
Transparent PMMA		95%	95%	94%	95%	93%		96%	soon	92%	93%	
Frozen PMMA		78%	78%	73%	79%	79%					72%	
Milky PMMA	-20°C +70°C	51%	52%	42%	39%	50%					66%	
PMMA Frosted		90%	87%	81%	86%	85%					83%	
PMMA Milky Frosted		83%	83%	74%	83%	82%					76%	
Transparent PC		92%		91%								
Frozen PC		67%		63%								
Milky PC	-50°C +100°C	36%					56%					
Prismatic PC				87%								
* All research has been done in Lumines photometry laboratory. Tolerance of the result +/- 5%												

TRANSPARENCY*							
Type of covers	Operating temperature of material	BASIC	HIGH	WIDE	SLIM	DOUBLE	TERRA
Transparent PVC	-20°C + 65°C	88%	82%	85%	84%		
Frozen PVC		66%	65%	55%	63%		
Milky PVC		44%	42%	28%	38%		18%
Transparent PMMA	-20°C + 70°C	95%	95%	94%	95%	93%	
Frozen PMMA		78%	78%	73%	79%	79%	
Milky PMMA		51%	52%	42%	39%	50%	
PMMA Frosted		90%	87%	81%	86%	85%	
PMMA Milky Frosted		83%	83%	74%	83%	82%	
Transparent PC	-50°C + 100°C	92%		91%			
Frozen PC		67%		63%			
Milky PC		36%					56%
Prismatic PC				87%			
* All research has been done in Lumines photometry laboratory. Tolerance of the result +/- 5%							

Table of maximum light source power that can be dissipated by LUMINES extrusion before reaching boundary conditions: extrusion surface temperature 55 °C/ 131 °F or 65 °C/ 149 °F

Surface temperature	55 °C/ 131 °F	65 °C/ 149 °F
Extrusion	Max. dissipated power [W/m]	
A	17	22,2
B	17,2	22,5
C	16,7	23,5
D	12	16
G	24,4	32,5
X	14	18
Y	24	31,5
Z	15,8	21
Terra	17,3	23,5
Solis	24,6	33,9
Iledo	55,5	70,5
Inso	61,5	84
Dileda	29,4	39,2
Dopio	44,8	67,2
Sileda	26,6	36,4
inDileda	30,8	40,6
inSileda	28	37,8
Unico	42	56
Cosmo	21	28
Mico	15,4	19,6
Largo	96,6	126
inLargo	100,8	130,2
Talia	46,2	63
inTalia	44,8	60,2
Scala	51,8	63
Subli	35	46,2
Zati	35	47,6
APA12	32,2	43,4
APA16	32,2	43,4
IPA12	31,5	42
IPA16	31,5	42
H	23	31
Flaro	42	52,5
Logi	49	63
I10	21	26,6
I6	21	26,6
Reto	23,8	36,6
Tiano	42	52,5
Conva	50,4	64,4
Topo	81,2	102,2
Pero	81,2	102,2
Sorga	67,2	105
Veda	145,6	173,6
Environment temperature 25 °C/ 77 °F		